

STAVAX ESR

Stainless mould steel

COLD WORK

PLASTIC MOULDING

HOT WORK

HIGH PERFORMANCE STEEL



This information is based on our present state of knowledge and is intended to provide general notes on our products and their uses. It should not therefore be construed as a warranty of specific properties of the products described or a warranty for fitness for a particular purpose.

General

Stavax ESR is a premium grade stainless tool steel with the following properties:

- good corrosion resistance
- good polishability
- good wear resistance
- good machinability
- good stability in hardening.

The combination of these properties gives a steel with outstanding production performance. The practical benefits of **good corrosion resistance** in a plastics mould can be summarized as follows:

- **Lower mould maintenance costs.**
The surface of cavity impressions retain their original finish over extended running periods. Moulds stored or operated in humid conditions require no special protection.
- **Lower production costs.**
Since water cooling channels are unaffected by corrosion (unlike conventional mould steels), heat transfer characteristics, and therefore cooling efficiency, are constant throughout the mould life, ensuring consistent cycle times.

These benefits, coupled with the high wear resistance of Stavax ESR, offer the moulder low-maintenance, long-life moulds for the greatest overall moulding economy.

Note! Stavax ESR is produced using the Electro-Slag-Refining (ESR) technique, resulting in a very low inclusion content.

Typical analysis %	C 0,38	Si 0,9	Mn 0,5	Cr 13,6	V 0,3
Standard specification	AISI 420 modified				
Delivery condition	Soft annealed to approx. 200 HB.				
Colour code	Black/Orange				

Applications

Whilst Stavax ESR is recommended for all types of moulding tools, its special properties make it particularly suitable for moulds with the following demands:

- **Corrosion/staining resistance**, i.e. for moulding of corrosive materials, e.g. PVC, acetates, and for moulds subjected to humid working/storage conditions.
- **Wear resistance**, i.e. for moulding abrasive/filled materials, including injection-moulded thermosetting grades. Stavax ESR is recommended for moulds with long production runs, e.g. disposable cutlery and containers.
- **High surface finish**, i.e. for the production of optical parts, such as camera and sunglasses lenses, and for medical containers, e.g. syringes, analysis phials.

Type of mould	Recommended hardness HRC
Injection mould for: thermoplastic materials thermosetting materials	45–54 45–54
Compression/transfer moulds	50–54
Blow moulds for PVC, PET, etc.	45–54
Extrusion, pultrusion dies	45–54



Stavax ESR core to make disposable polystyrene beakers. Millions of close tolerance mouldings with a very high surface finish have been produced.

Properties

PHYSICAL DATA

Hardened and tempered to 50 HRC. Data at room and elevated temperatures.

Temperature	20°C (68°F)	200°C (390°F)	400°C (750°F)
Density, kg/m ³ lbs/in ³	7 800 0,282	7 750 0,280	7 700 0,277
Modulus of elasticity N/mm ² tsi psi	200 000 12 900 29,0 x 10 ⁶	190 000 12 300 27,6 x 10 ⁶	180 000 11 600 26,1 x 10 ⁶
Coefficient of thermal expansion /°C from 20°C /°F from 68°F	– –	11,0 x 10 ⁻⁶ 6,1 x 10 ⁻⁶	11,4 x 10 ⁻⁶ 6,3 x 10 ⁻⁶
Thermal conductivity* W/m °C Btu in/(ft ² h °F)	16 110	20 138	24 166
Specific heat J/kg °C Btu/lb, °F	460 0,110	– –	– –

* Thermal conductivity is very difficult to measure. The scatter can be as high as ±15%.

TENSILE STRENGTH AT ROOM TEMPERATURE

The tensile strength values are to be considered as approximate only. All samples were taken from a bar (in the rolling direction) 25 mm (1") diameter. Hardened in oil from 1025 ±10°C (1880 ±20°F) and tempered twice to the hardness indicated.

Hardness	50 HRC	45 HRC
Tensile strength R _m N/mm ² kp/mm ² tsi psi	1 780 180 114 256 000	1 420 145 92 206 000
Yield point R _{p0,2} N/mm ² kp/mm ² tsi psi	1 460 150 95 213 000	1 280 130 83 185 000

CORROSION RESISTANCE

Stavax ESR is resistant to corrosive attack by water, water vapour, weak organic acids, dilute solutions of nitrates, carbonates and other salts.

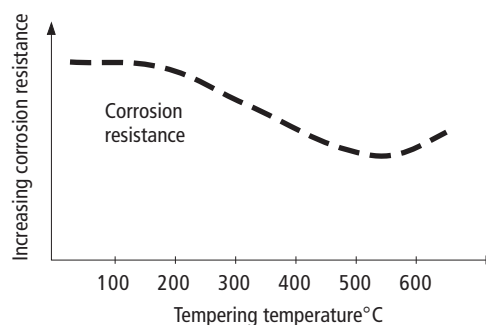
A tool made from Stavax ESR will have good resistance to rusting and staining due to humid working and storage conditions and when moulding corrosive plastics under normal production conditions.

Note: Special protectants are not recommended during mold storage. Many protectants are chloride based and may attack the passive oxide film,

resulting in pitting corrosion. Tools should be thoroughly cleaned and dried prior to storage.

Stavax ESR shows the best corrosion resistance when tempered at low temperature and polished to a mirror finish.

The influence of tempering temperature on corrosion resistance.



Heat Treatment

SOFT ANNEALING

Protect the steel and heat through to 890°C (1630°F). Then cool in the furnace at 20°C (40°F) per hour to 850°C (1560°F), then at 10°C (20°F) per hour to 700°C (1290°F), then freely in air.

STRESS-RELIEVING

After rough machining the tool should be heated through to 650°C (1200°F), holding time 2 hours. Cool slowly to 500°C (930°F), then freely in air.

HARDENING

Preheating temperature: 600–850°C (1110–1560°F)
Austenitizing temperature: 1000–1050°C (1830–1920°F), but usually 1020°C–1030°C (1870–1885°F).

Temperature °C °F		Soaking time* minutes	Hardness before tempering
1020	1870	30	56±2 HRC
1050	1920	30	57±2 HRC

* Soaking time = time at hardening temperature after the tool is fully heated through.

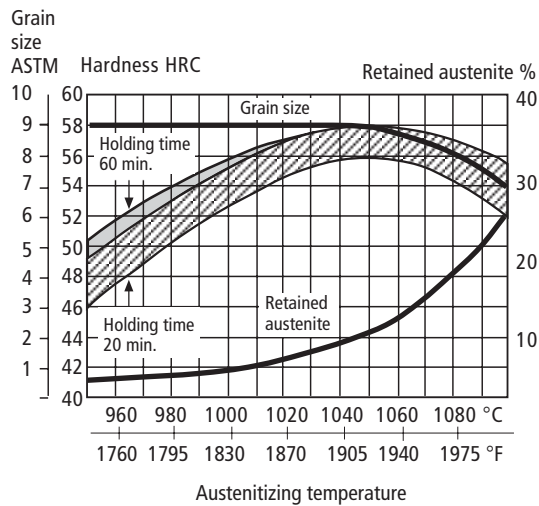
Protect the part against decarburization and oxidation during hardening.

QUENCHING MEDIA

- Oil
- Fluidized bed or salt bath at 250–550°C (480–1020°F), then cool in air blast
- Vacuum with sufficient positive pressure
- High speed gas/circulating atmosphere.

In order to obtain optimum properties, the cooling rate should be as fast as is concomitant with acceptable distortion. When heat treating in a vacuum furnace, a 4–5 bar overpressure is recommended. Temper immediately when the tool reaches 50–70°C (120–160°F).

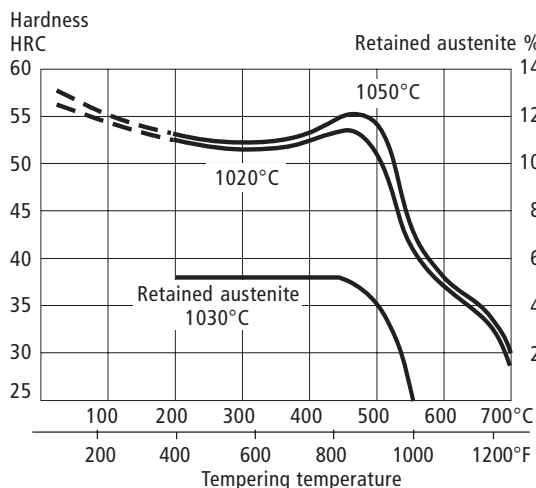
Hardness, grain size and retained austenite as a function of the austenitizing temperature.



TEMPERING

Choose the tempering temperature according to the hardness required by reference to the tempering graph. Temper twice with intermediate cooling to room temperature. Lowest tempering temperature 250°C (480°F). Holding time at temperature minimum 2 hours.

Tempering graph



Note: 1. Tempering at 250°C (480°F) is recommended for the best combination of toughness, hardness and corrosion resistance.

Note: 2. The curves are valid for small samples. Achieved hardness depends on mould size.

Note: 3. A combination of high austenitizing temperature and low tempering temperature < 250°C (< 480°F) gives a high stress level in the mould and should be avoided.

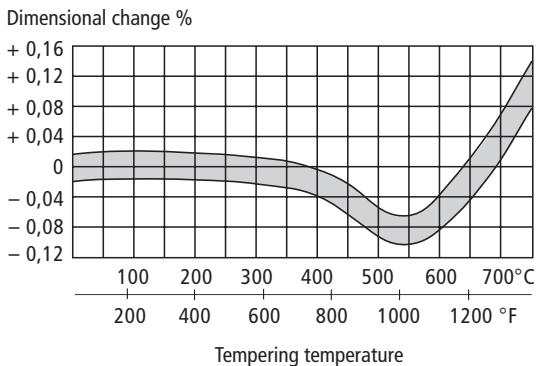
DIMENSIONAL CHANGES

The dimensional changes during hardening and tempering vary depending on temperatures, type of equipment and cooling media used during heat treatment.

The size and geometric shape of the tool is also of essential importance.

Thus, the tool shall always be manufactured with enough working allowance to compensate for dimensional changes. Use 0,15% as a guideline for Stavax ESR provided that a stress relief is performed between rough and semifinished machining as recommended.

During tempering



During hardening

An example of dimensional changes on a plate, hardened under ideal conditions 100 x 100 x 25 mm (4" x 4" x 1") is shown below.

Hardening from 1020°C (1870°F)	Width %	Length %	Thickness %
Oil hardened	Min. + 0,02 Max. - 0,05	+ 0,02 - 0,03	+ 0,04 -
Martempered	Min. + 0,02 Max. - 0,03	± 0 + 0,03	- 0,04 -
Air hardened	Min. - 0,02 Max. + 0,02	± 0 - 0,03	± 0 -
Vacuum hardened	Min. + 0,01 Max. - 0,02	± 0 + 0,01	- 0,04 -

Note: Dimensional changes during hardening and tempering should be added together.

Machining recommendations

The cutting data below are to be considered as guiding values which must be adapted to existing local conditions. More information can be found in the Uddeholm publication "Cutting Data Recommendation".

TURNING

Cutting data parameter	Turning with carbide		Turning with high speed steel Fine turning
	Rough turning	Rough Fine Fine turning	
Cutting speed (v_c) m/min f.p.m.	160–210 525–690	210–260 690–850	18–23 60–75
Feed (f) mm/r i.p.r.	0,2–0,4 0,008–0,016	0,05–0,2 0,002–0,008	0,05–0,3 0,002–0,01
Depth of cut (a_p) mm inch	2–4 0,08–0,16	0,5–2 0,02–0,08	0,5–3 0,02–0,1
Carbide designation ISO	P20–P30 Coated carbide	P10 Coated carbide or cermet	–

MILLING

Face and square shoulder face milling

Cutting data parameter	Milling with carbide	
	Rough milling	Fine milling
Cutting speed (v_c) m/min f.p.m.	180–260 600–865	260–300 865–1080
Feed (f_z) mm/tooth in/tooth	0,2–0,4 0,008–0,016	0,1–0,2 0,004–0,008
Depth of cut (a_p) mm inch	2–4 0,08–0,16	0,5–2 0,02–0,08
Carbide designation ISO	P20–P40 Coated carbide	P10–P20 Coated carbide or cermet

End milling

Cutting data parameter	Type of end mill		
	Solid carbide	Carbide indexable insert	High speed steel
Cutting speed (v_c) m/min f.p.m.	120–150 390–500	170–230 560–755	25–30 ¹⁾ 85–100
Feed (f_z) mm/tooth in/tooth	0,01–0,20 ²⁾ 0,0004–0,008	0,06–0,20 ²⁾ 0,002–0,008	0,01–0,3 ²⁾ 0,0004–0,01
Carbide designation ISO	–	P20–P30	–

¹⁾ For coated HSS end mill $v_c=45-50$ m/min. (150–165 f.p.m.)

²⁾ Depending on radial depth of cut and cutter diameter

DRILLING

High speed steel twist drills

Drill diameter		Cutting speed (v_c)		Feed (f)	
mm	inch	m/min	f.p.m.	mm/r	i.p.r.
–5	–3/16	12–14*	40–47*	0,05–0,10	0,002–0,004
5–10	3/16–3/8	12–14*	40–47*	0,10–0,20	0,004–0,008
10–15	3/8–5/8	12–14*	40–47*	0,20–0,30	0,008–0,012
15–20	5/8–3/4	12–14*	40–47*	0,30–0,35	0,012–0,014

* For coated HSS drill $v_c=20-22$ m/min. (65–70 f.p.m.)

Carbide drill

Cutting data parameter	Type of drill		
	Indexable insert	Solid carbide	Brazed carbide ¹⁾
Cutting speed, (v_c) m/min f.p.m.	210–230 690–755	80–100 265–330	70–80 230–265
Feed, (f) mm/giro i.p.r.	0,03–0,10 ²⁾ 0,0012–0,004	0,10–0,25 ²⁾ 0,004–0,01	0,15–0,25 ²⁾ 0,006–0,01


¹⁾ Drills with internal cooling channels and brazed carbide tip

²⁾ Depending on drill diameter

GRINDING

A general grinding wheel recommendation is given below. More information can be found in the Uddeholm publication "Grinding of Tool Steel".

Type of grinding	Wheel recommendation	
	Soft annealed condition	Hardened condition
Face grinding straight wheel	A 46 HV	A 46 HV
Face grinding segments	A 24 GV	A 36 GV
Cylindrical grinding	A 46 LV	A 60 KV
Internal grinding	A 46 JV	A 60 IV
Profile grinding	A 100 LV	A 120 KV



Welding

Good results when welding tool steel can be achieved if proper precautions are taken to elevated working temperature, joint preparation, choice of consumables and welding procedure.

For best result after polishing and photo-etching use consumables with the same composition as in the mould.


Welding method	TIG	MMA
Working temperature	200–250°C	200–250°C
Welding consumables	STAVAX TIG-WELD	STAVAX WELD
Hardness after welding	54–56 HRC	54–56 HRC
Heat treatment after welding:		
Hardened condition	Temper at 10–20°C (50–70°F) below the original tempering temperature.	
Soft annealed condition	Heat through to 890°C (1630°F) in protected atmosphere. Then cool in the furnace at 20°C (40°F) per hour to 850°C (1560°F), then at 10°C (20°F) per hour to 700°C (1290°F), then freely in air.	

Further information is given in the Uddeholm brochure "Welding of Tool Steel".

Photo-etching

Stavax ESR has a very low content of slag inclusions, making it suitable for photo-etching. The special photo-etching process that might be necessary because of Stavax ESR's good corrosion resistance is familiar to all the leading photo-etching companies.

Further information is given in the Uddeholm booklet "Photo-etching of tool steel".



Mould in Stavax ESR for producing clear plastic bowls.

Polishing

Stavax ESR has a very good polishability in the hardened and tempered condition.

A slightly different technique, in comparison with other Uddeholm mould steels, should be used. The main principle is to use smaller steps at the fine-grinding/polishing stages and not to start polishing on too rough a surface. It is also important to stop the polishing operation **immediately** the last scratch from the former grain size has been removed.

More detailed information on polishing techniques is given in the brochure "Polishing of tool steel".

Further information

Please contact your local Uddeholm office for further information on the selection, heat treatment and application of Uddeholm tool steels, including the publication "Steel for moulds".

UDDEHOLM EUROPE

AUSTRIA

UDDEHOLM
Hansaallee 321
D-40549 Düsseldorf
Telephone: +49 211 535 10
Telefax: +49 211 535 12 80

BELGIUM

UDDEHOLM N.V.
Waterstraat 4
B-9160 Lokeren
Telephone: +32 9 349 11 00
Telefax: +32 9 349 11 11

CROATIA

BOHLER UDDEHOLM Zagreb
d.o.o za trgovinu
Zitnjak b.b
10000 Zagreb
Telephone: +385 1 2459 301
Telefax: +385 1 2406 790

CZECHIA

BOHLER UDDEHOLM CZ s.r.o.
Division Uddeholm
U silnice 949
161 00 Praha 6 Ruzyne
Czech Republic
Telephone: +420 233 029 850,8
Telefax: +420 233 029 859

DENMARK

UDDEHOLM A/S
Kokmose 8, Bramdrupdam
DK-6000 Kolding
Telephone: +45 75 51 70 66
Telefax: +45 75 51 70 44

ESTONIA

UDDEHOLM TOOLING AB
Silikatsiidi 7
EE-0012 Tallinn
Telephone: +372 655 9180
Telefax: +372 655 9181

FINLAND

OY UDDEHOLM AB
Ritakuja 1, PL 57,
FIN-01741 VANTAA
Telephone: +358 9 290 490
Telefax: +358 9 2904 9249

FRANCE

UDDEHOLM S.A.
12 Rue Mercier, Z.I. de Mitry-Compans
F-77297 Mitry Mory Cedex
Telephone: +33 (0)1 60 93 80 10
Telefax: +33 (0)1 60 93 80 01

Branch office

UDDEHOLM S.A.
77bis, rue de Vesoul
La Nef aux Métiers
F-25000 Besançon
Telephone: +33 381 53 12 19
Telefax: +33 381 53 13 20

GERMANY

UDDEHOLM
Hansaallee 321
D-40549 Düsseldorf
Telephone: +49 211 535 10
Telefax: +49 211 535 12 80

Branch offices

UDDEHOLM
Falkenstraße 21
D-65812 Bad Soden/TS.
Telephone: +49 6196 659 60
Telefax: +49 6196 659 625

UDDEHOLM

Albstraße 10
D-73765 Neuhausen
Telephone: +49 715 898 65-0
Telefax: +49 715 898 65-25

GREAT BRITAIN, IRELAND

UDDEHOLM UK LIMITED
European Business Park
Taylors Lane, Oldbury
West Midlands B69 2BN
Telephone: +44 121 552 55 11
Telefax: +44 121 544 29 11
Dublin Telephone: +353 1 45 14 01

GREECE

UDDEHOLM STEEL TRADING
COMPANY
20, Athinon Street
G-Piraeus 18540
Telephone: +30 2 10 41 72 109/41 29 820
Telefax: +30 2 10 41 72 767

SKLERO S.A.

Steel Trading Comp. and
Hardening Shop
Frixou 11/Nikif. Ouranou
G-54627 Thessaloniki
Telephone: +30 31 51 46 77
Telefax: +30 31 54 12 50

HUNGARY

UDDEHOLM TOOLING/BOK
Dunaharaszti, Jedlik Ányos út 25
H-2331 Dunaharaszti 1.Pf. 110
Telephone/Telefax: +36 24 492 600

ITALY

UDDEHOLM Italia S.p.A.
Via Palizzi, 90
I-20157 Milano
Telephone: +39 02 35 79 41
Telefax: +39 02 390 024 82

LATVIA

UDDEHOLM TOOLING AB
Deglava street 50
LV-1035 Riga
Telephone: +371 7 701 983, -981, -982
Telefax: +371 7 701 984

LITHUANIA

UDDEHOLM TOOLING AB
BE PLIENAS IR METALAI
T. Masiulio 18b
LT-3014 Kaunas
Telephone: +370 37 370613, -669
Telefax: +370 37 370300

THE NETHERLANDS

UDDEHOLM B.V.
Isolatorweg 30
NL-1014 AS Amsterdam
Telephone: +31 20 581 71 11
Telefax: +31 20 684 86 13

NORWAY

UDDEHOLM A/S
Jernkroken 18
Postboks 85, Kalbakken
N-0902 Oslo
Telephone: +47 22 91 80 00
Telefax: +47 22 91 80 01

POLAND

INTER STAL CENTRUM
Sp. z.o.o./Co. Ltd.
Dzieskanow Polski, ul. Kolejowa 291,
PL-05-092 Lomianki
Telephone: +48 22 751 5675
Telefax: +48 22 751 5670

PORTUGAL

F RAMADA Aços e Industrias S.A.
P.O. Box 10
P-3881 Ovar Codex
Telephone: +351 56 58 61 11
Telefax: +351 56 58 60 24

ROMANIA

BÖHLER Romania SRL
Uddeholm Branch
Str. Atomistilor Nr 14A
077125 Magurele Jud Ilfov
Telephone: +40 214 575007
Telefax: +40 214 574212

RUSSIA

UDDEHOLM TOOLING CIS
25 A Bolshoy pr PS
197198 St. Petersburg
Telephone: +7 812 233 9683
Telefax: +7 812 232 4679

SLOVAKIA

UDDEHOLM Slovakia
Nástrojové ocele, s.r.o.
KRÁCINY 2
036 01 Martin
Telephone: +421 842 4 300 823
Telefax: +421 842 4 224 028

SLOVENIA

UDDEHOLM Italia S.p.A.
Via Palizzi, 90
I-20157 Milano
Telephone: +39 02 35 79 41
Telefax: +39 02 390 024 82

SPAIN

UDDEHOLM
Guifré 690-692
E-08918 Badalona, Barcelona
Telephone: +34 93 460 1227
Telefax: +34 93 460 0558

Branch office

UDDEHOLM
Barrio San Martin de Arteaga, 132
Pol.Ind. Torrelarragoiti
E-48170 Zamudio
(Bizkaia)
Telephone: +34 94 452 13 03
Telefax: +34 94 452 13 58

SWEDEN

UDDEHOLM TOOLING
SVENSKA AB
Aminogatan 25
SE-431 53 Mölndal
Telephone: +46 31 67 98 50
Telefax: +46 31 27 02 94

SWITZERLAND

HERTSCH & CIE AG
General Wille Strasse 19
CH-8027 Zürich
Telephone: +41 1 208 16 66
Telefax: +41 1 201 46 15
HANS KOHLER AG
Claridenstrasse 20
CH-8002 Zürich
Telephone: +41 1 207 11 11
Telefax: +41 1 207 11 10

UDDEHOLM NORTH AMERICA

USA

UDDEHOLM
4902 Tollview Drive
Rolling Meadows IL 60008
Telephone: +1 847 577 22 20
Telefax: +1 847 577 80 28

UDDEHOLM

548 Clayton Ct.,
Wood Dale IL 60191
Telephone: +1 630 350 10 00
Telefax: +1 630 350 08 80
UDDEHOLM
9331 Santa Fe Springs Road
Santa Fe Springs, CA 90670
Telephone: +1 562 946 65 03
Telefax: +1 562 946 77 21

UDDEHOLM

7900 Hub Parkway
Cleveland OH 44125
Telephone: +1 216 524 87 70
Telefax: +1 216 642 10 42

CANADA

UDDEHOLM LIMITED
2595 Meadowvale Blvd.
Mississauga, Ontario L5N 7Y3
Telephone: 905 812 9440
Telefax: 905 812 8659

MEXICO

UDDEHOLM
Calle Ocho no 2, Letra "C"
Fracc. Industrial Alce Blanco
53370 Naucalpan de Juarez
Estado de Mexico
Telephone: +52 5-576 5422
Telefax: +52 5-576 2139

UDDEHOLM

Letdo de Tejada No.542
Colonia Las Villas
66420 San Nicolas de Los Garza, N.L.
Telephone: +52 8-352 5239
Telefax: +52 8-352 5356

UDDEHOLM SOUTH AMERICA

ARGENTINA

UDDEHOLM S.A
Mozart 40
1619-Centro Industrial Garin
Garin-Prov. Buenos Aires
Telephone: +54 332 744 4440
Telefax: +54 332 745 3222

BRAZIL

UDDEHOLM ACOS ESPECIAIS Ltda.
Estrada Yae Massumoto, 353
CEP 09842-160
Sao Bernardo do Campo - SP Brazil
Telephone: +55 11 4393 4560, -4554
Telefax: +55 11 4393 4561

UDDEHOLM SOUTH AFRICA

UDDEHOLM Africa (Pty) Ltd.
P.O. Box 539
ZA-1600 Isando/Johannesburg
Telephone: +27 11-974 2781
Telefax: +27 11-392 2486

UDDEHOLM AUSTRALIA

BOHLER-UDDEHOLM Australia
129-135 McCredie Road
Guildford NSW 2161
Private Bag 14
Telephone: +61 2 9681 3100
Telefax: +61 2 9632 6161

Branch offices

Sydney, Melbourne, Adelaide,
Brisbane, Perth, Newcastle,
Launceston, Albury, Townsville

ASSAB

ASSAB INTERNATIONAL

Skytteholmsvägen 2
P O Box 42
SE-171 11 Solna
Sweden
Telephone: +46 8 564 616 70
Telefax: +46 8 25 02 37

Subsidiaries

India, Iran, Turkey, United Arab
Emirates

Distributors in

Africa, Latin America, Middle East

ASSAB PACIFIC

ASSAB Pacific Pte. Ltd
171, Chin Swee Road
No. 07-02, San Centre
Singapore 169877
Telephone: +65 534 56 00
Telefax: +65 534 06 55

Subsidiaries

China, Hong Kong, Indonesia, Japan,
Korea, Malaysia, Philippine Islands,
Singapore, Taiwan, Thailand

When the first idea pops into your head, throughout the development process to the release of the new product, we'll be your partner. As the world's leading supplier of tooling materials and related services, we can be trusted. Meet us under the Uddeholm and ASSAB brands, wherever in the world you have your business.



WWW.UDDEHOLM.COM

Edition: 4, 12.2004